




# Valance & Cornice Styles

**\*Flat Valance\***



**\*Box Pleat Valance\***



**\*Box Pleat w/ Contrast Pleat\***



**\*Mock Roman Valance\***



**\*Parafold Valance\***



**\*Balloon Valance\*  
(Gathered or Pleated)**



**\*Austrian Valance\***



**\*Stage Coach Valance\***



**\*Scarf Swag\***



**\*Kingston/ Empire Valance\***



**\*Swag & Cascades on Board\***



**\*Swags & Cascades on Pole\***





# Valance & Cornice Styles

\*Scalloped Valance w/ Bells\*



\*Scalloped valance w/ contrast pleats\*\*



\*Relaxed Valance\*





# Valance & Cornice Styles

## CORNICE BOARDS


### Standard Specifications

1. Cornices are fully lined with drapery lining at no additional cost unless previously quoted with COM/F.
2. Outside board face and returns are padded with polyester fill.
3. Face fabric is wrapped around to the inside.
4. Plain fabrics are railroaded; print fabrics are pattern matched at seams.
5. Cornices are corded with a 1/4" welt cord on the top and bottom edge. Other locations and welt cord size must be quoted by the workroom.
6. Mounting hardware is NOT included unless ordered with shade at an additional cost.
7. Return options are: 1 1/4", 3 1/4", 5 1/4" and 7 1/4" unless otherwise specified and approved by workroom in advance. Return sizes larger than 6" are calculated into the width size for pricing purposes.
8. A full size template must be furnished for specialty designs.

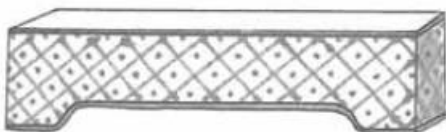
### How To Order or What We Need to Know

1. The NUMBER of cornices (at this size).
2. **STYLE:** Provide style number from preceding page or provide template/drawing for your custom design.
3. **FACE WIDTH AND LENGTH.** Always provide the width first and length second (!) and/or specify which is which. Also remember to specify all the different widths and lengths when ordering cornices with varying design.
4. **RETURNS:** Choose from 1 1/4", 3 1/4", 5 1/4" and 7 1/4". Remember to add the depth of the return to the face width to calculate per foot price when returns are greater than 6"
5. Type of Installation (**INSIDE OR OUTSIDE MOUNT**). Note: Unless otherwise specified, IM cornices will be fabricated 1/2" narrower than specified and will not have returns. OM cornices will be fabricated exact size ordered on the outside face and with a return to the wall.
6. **COM** Information: Fabric Direction, Name, Color, Width, Repeat and Face Side. Specify what part of the print should be visible with large print fabrics.
7. **DETAILS:** Will this cornice have fringe, banding, buttons, etc? What size is the detail and where is it to be placed?
9. **DRAWINGS:** We recommend all orders be accompanied by pictures or detailed drawings of your envisioned final design.

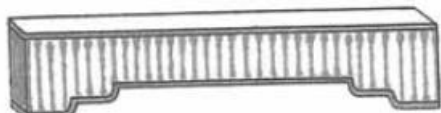
PFa



PFb



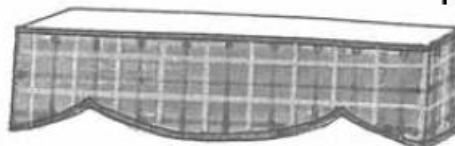
PFc



PFd



PFe



CPFa

